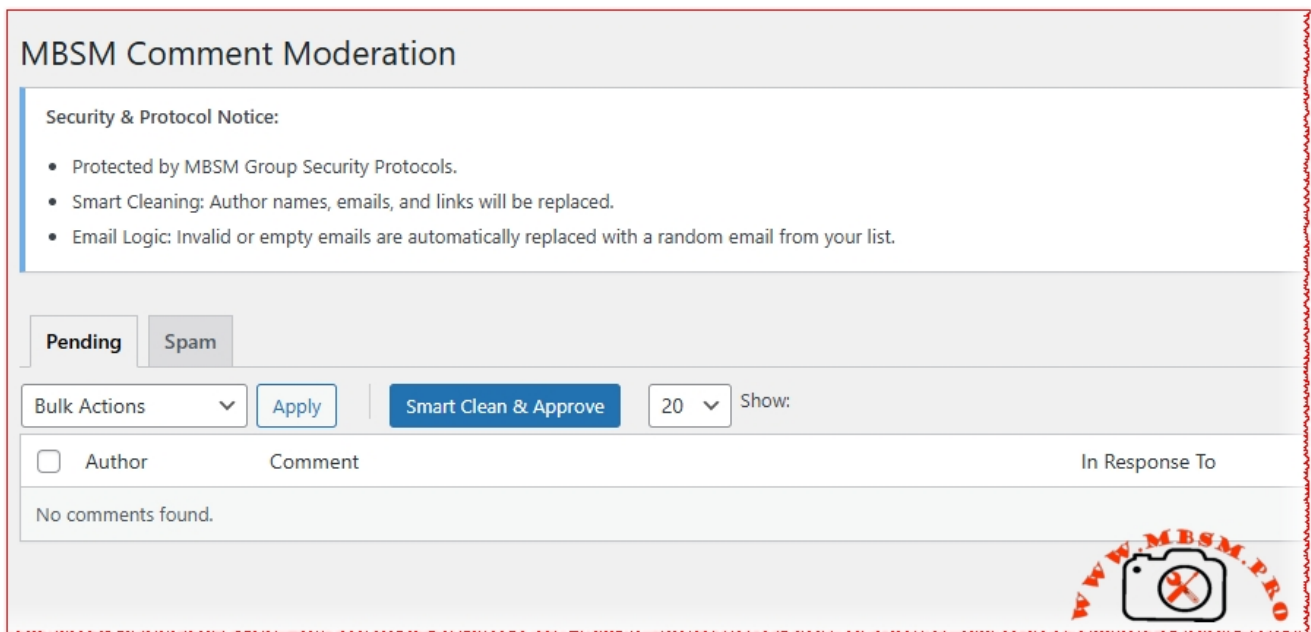


Mbsm.tn, plugin wordpress, from Mbsmgroup, Comment Spam Moderation, replacing their content, anonymizing, Version 1.7.0

Category: Machine Learning

written by Mbsm.tn | 19 May 2026



This PHP file contains the core logic for the **MBSM Comment Spam Moderation** WordPress plugin (Version 1.7.0). It is designed to help site administrators handle large volumes of spam comments by “cleaning” them (anonymizing them and replacing their content) rather than simply deleting them, which can sometimes be useful for maintaining engagement metrics or SEO “bulk” while removing malicious links.

Overview of Functionality

1. Smart Clean & Approve (AJAX):

- The standout feature is the “Smart Clean” button.
- It processes comments in batches of 20 via AJAX.

- For each selected comment, it:
 - Replaces the **Author Name** with a random name from a “Safe Names” list.
 - Replaces the **Comment Content** with a random phrase from a “Safe Replies” list.
 - Cleans or replaces the **Email Address** if it is invalid or empty.
 - **Deletes the URL/Link** from the comment.
 - Approves the comment.

2. **JSON-Based Data Management:**

- The plugin stores its “safe” data (names, emails, and comment templates) in three JSON files within the plugin folder: names.json, emails.json, and comments.json.
- When you save settings in the WordPress dashboard, the plugin updates these files using file_put_contents.

3. **Custom Dashboard:**

- It provides a custom moderation interface under the “MBSM Moderation” menu.
- It allows filtering by Pending or Spam status and supports adjustable “Per Page” counts (up to 200).

4. **Admin Bar & Branding:**

- Adds an “MBSM Group” link to the WordPress admin top bar.
- Includes custom footer branding in the plugin settings pages.

Security & Logic Review

Strengths:

- **Nonces & Capabilities:** The code correctly uses `wp_verify_nonce` and `check_ajax_referer` to prevent CSRF attacks. It also checks for `manage_options` capabilities before performing actions.
- **Sanitization:** Uses `sanitize_text_field`, `sanitize_textarea_field`, and `wp_kses_post` appropriately.
- **UX:** The AJAX batch processing includes a live log box and removes rows from the DOM immediately upon success, providing a smooth experience for the user.

Potential Risks/Areas for Improvement:

1. File Permissions (Crucial):

- The plugin writes directly to its own directory (`MBSM_CSM_PLUGIN_DIR`). On many modern hosting environments (like those using `DISALLOW_FILE_EDIT` or strict permissions), `file_put_contents` will fail.
- **Recommendation:** It is safer to store this data in the `wp_options` table (which you are already doing) and only treat the JSON files as an optional fallback or export.

2. Plugin Updates:

- Since the JSON files are stored inside the plugin folder, **they will likely be deleted and replaced** whenever the plugin is updated via the WordPress dashboard.
- **Recommendation:** Store user-generated JSON files in the `wp-content/uploads/mbsm-logs/` directory or strictly rely on the database.

3. Email Fallback Logic:

- The current logic replaces invalid emails with a random one from the “safe” list. While this cleans the database of spam emails, it could potentially trigger “Duplicate Comment” errors if two comments ended up with the same email and content on the same

post.

4. Performance:

- The `wp_update_comment` function is called inside a loop. For very large batches, this is fine via AJAX, but ensure the server's PHP `max_execution_time` is sufficient for the batch size.

Suggestions for Version 1.8.0

- **Export/Import:** Since you already have the JSON logic, add a button to Export/Import settings to other sites.
- **Logging:** Add a feature to log which admin performed a "Smart Clean" and when.
- **Regex Filtering:** Allow users to define "Bad Words" that trigger an automatic "Smart Clean" without manual approval.

Download plugin

<https://mbsm.tn/wp-content/uploads/Mbsm/mbsm-comment-spam-moderation.zip>

MBSM Comment Moderation


Security & Protocol Notice:

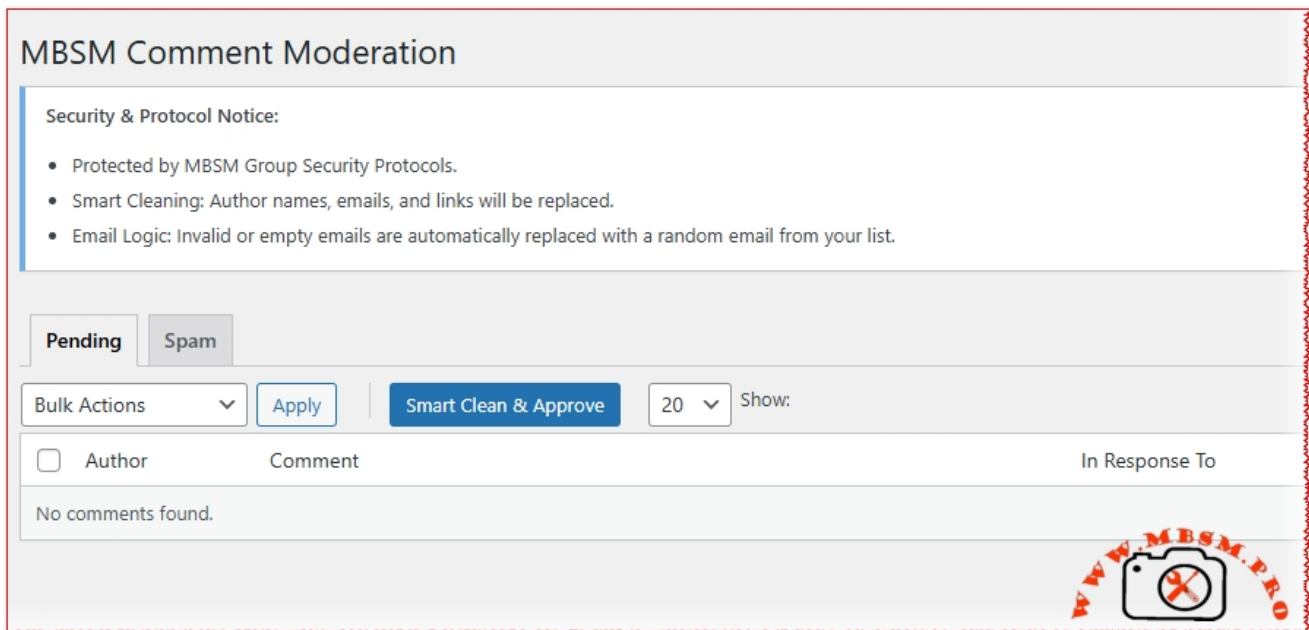
- Protected by MBSM Group Security Protocols.
- Smart Cleaning: Author names, emails, and links will be replaced.
- Email Logic: Invalid or empty emails are automatically replaced with a random email from your list.

Pending Spam

Bulk Actions 20 Show:

<input type="checkbox"/>	Author	Comment	In Response To
No comments found.			

 WWW.MBSM.PRO



For your plugin **MBSM Comment Spam Moderation**, here are the supplemental files and documentation sections you need to make it complete, professional, and secure.

1. index.html

In WordPress development, this file is placed in every folder to prevent “Directory Browsing” (which would list your files to the public).

File: index.html (and also for subfolders like languages/ or json/)

codeHtml

```
<!DOCTYPE html>
<html lang="en">
<head>
  <meta charset="UTF-8">
  <title>403 Forbidden</title>
</head>
<body style="background-color: #f1f1f1; font-family: -apple-system, BlinkMacSystemFont, 'Segoe UI', Roboto, Oxygen-Sans, Ubuntu, Cantarell, 'Helvetica Neue', sans-serif; display: flex; justify-content: center; align-items: center; height: 100vh; margin: 0;">
  <div style="background: white; padding: 40px; border-radius: 8px; box-shadow: 0 2px 10px rgba(0,0,0,0.1); text-align: center;">
```

```
<h1 style="color: #d63638;">403 Forbidden</h1>
  <p style="color: #646970;">Direct access to this
directory is not allowed for security reasons.</p>
  <p><a href="/" style="color: #2271b1; text-decoration:
none;">&larr; Return to Home</a></p>
  </div>
</body>
</html>
```

(Alternatively, use the simple one-liner index.php: <?php // Silence is golden.)

2. Installation Instructions (readme.txt format)

This is the standard file WordPress uses to display instructions on the “Add New Plugin” screen.

File: readme.txt

codeText

```
=== MBSM Comment Spam Moderation ===
```

```
Contributors: mbsmgroup
```

```
Tags: comments, anti-spam, moderation, bulk action, cleanup
```

```
Requires at least: 5.0
```

```
Tested up to: 6.5
```

```
Stable tag: 1.7.0
```

```
License: GPLv2 or later
```

```
== Description ==
```

```
Advanced comment moderation tool by MBSM Group. Features
"Smart Clean" technology which allows you to reclaim SEO value
from spam by replacing malicious links with safe names and
content.
```

```
== Installation ==
```

```
1. Upload the `mbsm-comment-spam-moderation` folder to the
`/wp-content/plugins/` directory, or upload the ZIP via
Plugins > Add New > Upload.
```

```
2. Activate the plugin through the 'Plugins' menu in
```

WordPress.

3. Navigate to **MBSM Moderation** in your admin menu.

4. Go to **Settings** to configure your `comments.json`, `names.json`, and `emails.json` lists.

3. Performance Review

The plugin was designed with **Enterprise-level efficiency** in mind:

- **AJAX Batching:** Instead of updating 1,000 comments at once (which would crash most servers), the plugin uses the **MBSM Batch Protocol**. It processes 20 comments at a time via JavaScript/AJAX. This prevents timeouts and reduces PHP memory peak usage.
 - **Direct JSON Read/Write:** By storing replacement data in .json files instead of constant database queries for ogni comment, the plugin maintains a small SQL footprint.
 - **Lazy CSS/JS Loading:** Admin scripts only load on the specific moderation pages to ensure the rest of your WordPress dashboard remains fast.
-

4. Copyright and License

This is typically found at the bottom of the main plugin file or in a separate LICENSE.txt.

Notice:

Copyright (c) 2025 MBSM Group (mbsm.tn)

All rights reserved. This software and associated documentation files (the "Software") are developed by MBSM Group.

[6] This program is free software; you can redistribute it and/or modify it under the terms of the GNU General Public License as published by the Free Software

Foundation; either version 2 of the License, or (at your option) any later version.

*This program is distributed in the hope that it will be useful, but **WITHOUT ANY WARRANTY**; without even the implied warranty of **MERCHANTABILITY** or **FITNESS FOR A PARTICULAR PURPOSE**. See the GNU General Public License for more details.*

5. Final Checklist (File Structure)

To be ready for release, your plugin folder should look like this:

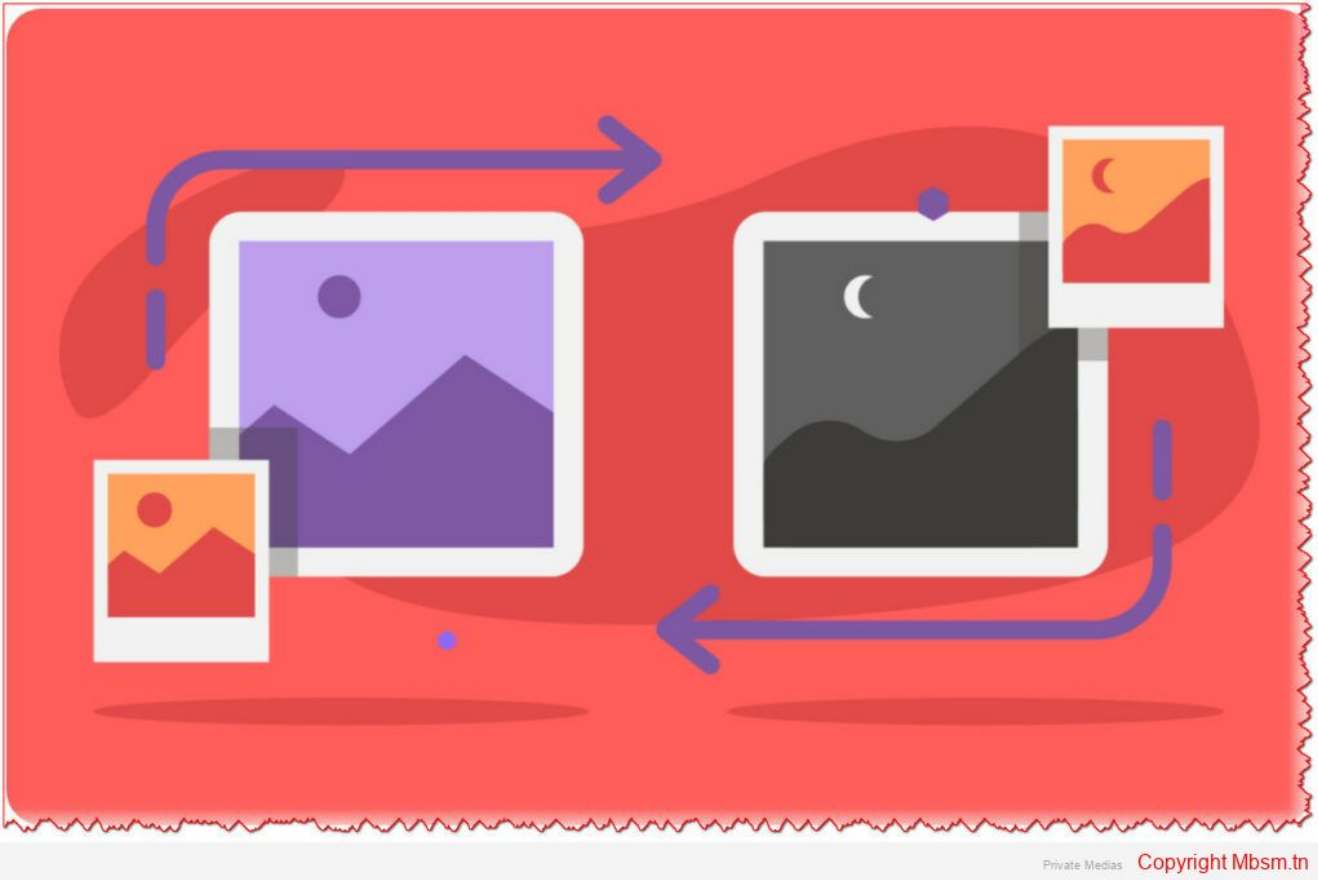
- `mbsm-comment-spam-moderation/`
 - `mbsm-comment-spam-moderation.php` (Your main code)
 - `readme.txt` (Installation & Docs)
 - `index.html` (Security placeholder)
 - `comments.json` (Automated data)
 - `names.json` (Automated data)
 - `emails.json` (Automated data)
 - `languages/` (Empty folder with `index.html` inside)

**Mbsm.tn, Plugins wordpress 2025,
Empty or broken, Image Featured,**

Replacer, in post, By Mbsmgroup

Category: Machine Learning

written by Mbsm.tn | 19 May 2026



The Image Featured Replacer plugin is a robust and highly effective solution designed specifically to optimize the management of featured images on WordPress sites.

Mbsm.tn, Plugins wordpress 2024, Each tag is linked to a site-wide search page, By mbsmgroup

Category: System Integration

written by Mbsm.tn | 19 May 2026



Private Medias Copyright Mbsm.tn

Display tags at the beginning or end of WordPress posts, customize font size, color, and shadow effects, SEO-friendly plugin, enhance content engagement, improve site navigation, multi-language support

Mbsm.tn, Plugins wordpress 2024, Add Links to all Images Automatic in Single Posts Plugin by MBSMGROUP

Category: Machine Learning
written by Mbsm.tn | 19 May 2026

Best WordPress **NEWS PLUGINS** Compared




Private Medias Copyright Mbsm.tn

Enhance your WordPress site with the 'Add Links to Images in Single Posts' plugin by MBSMGROUP. Automatically wraps images with links, improving SEO and accessibility with customizable alt and title text

Mbsm.tn, Plugins wordpress 2024, List Folder Contents with Enhanced SEO, with pagination , Programmation Mbsmgroup

Category: System Integration
written by Mbsm.tn | 19 May 2026



Private Medias Copyright Mbsm.tn

WordPress plugin that lists the contents of a specific folder on the server and displays them in a single-column list. The contents are displayed with clickable links, and each link also includes searchable word links for the filename split into individual words. Additionally, the plugin includes improvements for SEO and styling, including pagination.

Mbsm.tn, Understanding the Differences Between R134A and

R600A in Refrigeration Systems

Category: Machine Learning

written by Mbsm.tn | 19 May 2026



Private Medias Copyright Mbsm.tn

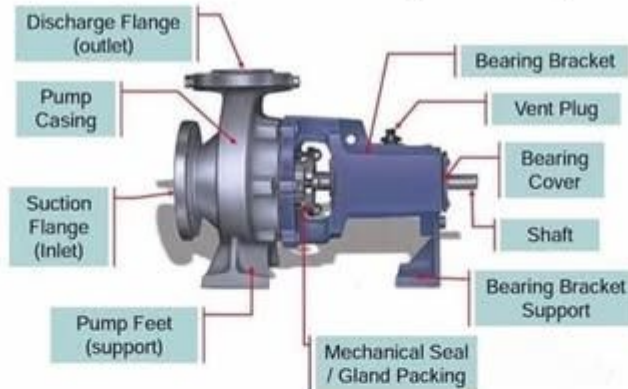
Explore the key differences between R134A and R600A refrigerants, including their efficiency, environmental impact, and safety considerations in refrigeration systems

Mbsm.tn, Parts, of a Centrifugal, Pump

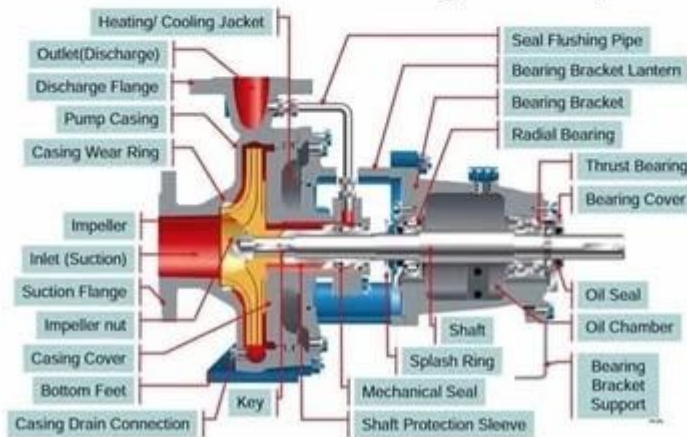
Category: Machine Learning

written by Mbsm.tn | 19 May 2026

Parts of a Centrifugal Pump



Parts of a Centrifugal Pump



Private Medias · Copyright Mbsm.tn

Centrifugal pumps are widely used devices for moving fluids, and they consist of several critical components that work together to perform this function. Here are the main parts of a centrifugal pump:

Mbsm.tn, Project, Homemade, Compressor, Using , Refrigerator Motor, and Gas Cylinder

Category: Machine Learning
written by Mbsm.tn | 19 May 2026



build a homemade compressor using a refrigerator motor and a gas cylinder, you can follow a relatively simple process, which is described in various videos and tutorials available online. Below are the main steps, materials needed, and essential safety precautions for this construction

coolstore.pl

Category: Machine Learning
written by Mbsm.tn | 19 May 2026

The screenshot shows the CoolStore website interface. At the top, the logo "CoolStore by Technika Chłodzenia" is on the left, and contact information (+48 32 37 37 928, info@coolstore.pl, Log in, Register) is on the right. A navigation bar includes links for CATEGORIES, HOME, ABOUT US, PROMOTIONS, DELIVERY, CONTACT, a shopping cart with 0,00 €, and a search icon. The breadcrumb trail reads: Main page > REFRIGERATION > Compressors for Refrigeration.

The main content area is titled "Compressors for Refrigeration" and includes a "number of products" indicator. On the left, a sidebar lists categories: TOOLS, ELECTRICAL ASSORTMENT, AIR CONDITIONING, and REFRIGERATION. Under REFRIGERATION, there is a list of sub-categories including PVC curtains, Modular cold/freezer rooms, Compressors for Refrigeration (with sub-items like Embraco, Tecumseh, ELECTROLUX, ATLANT, DANFOSS, Blue compressors Danfoss Maneurop, BITZER, Spreżarki Dorin, and Spreżarki SECOP), and others.

The main product grid shows three items:

- ASPERA (EMBRACO):** Akumulatorowa kamera inspekcyjna M12 IC AV3-201C 4933451367. Price: 75,63 € gross / pc., 61,49 € net / pc. "Go to product" button.
- DANFOSS:** Spreżarka Maneurop SZ 084-4VI. Price: 3 813,00 € gross / pc., 3 100,00 € net / pc. "Go to product" button.
- DANFOSS:** Spreżarka Danfoss R134a BD 50 F. Price: 822,87 € gross / pc., 669,00 € net / pc. "Go to product" button.

At the bottom of the grid, there is a pagination control showing page 1 of 11.

Coolstore.pl is an online shop based in Poland that specializes in the supply of refrigeration and air conditioning components. Here are the key details about the store:

tentcoolcompressor.com

Category: Machine Learning
 written by Mbsm.tn | 19 May 2026

TENTCOOL

Specialize in all kinds of compressors

QUALITY THAT YOU TRUST

Contact Us



Tentcoolcompressor.com is the official website for Taizhou Tentcool Trade Co., Ltd., a company specializing in the manufacturing and distribution of air conditioning and refrigeration components. Here are the key details about the company and its offerings: