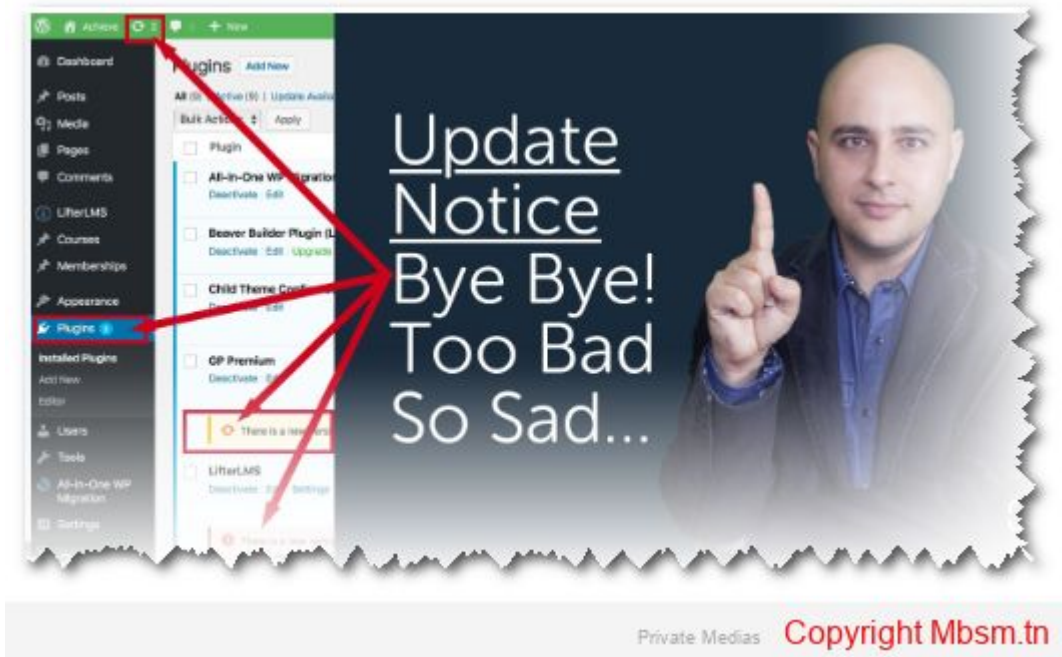


Mbsm.tn, Hiding, Theme, Update, Notices, in WordPress, Plugins, wordpress, 2025, by, Mbsmgroup

Category: Machine Learning

written by Mbsm.tn | 12 January 2025



Introduction

The code we're discussing today is a WordPress plugin designed to hide all theme update-related notices in the WordPress admin dashboard. This plugin is useful for those who want to manage updates manually or prevent annoying notifications from appearing in the dashboard. The code was developed based on an idea by **Mbsmgroup** and programmed by **Deepseek**.

How the Code Works

The code works by removing notifications and actions that display theme updates in WordPress. Here's a detailed breakdown of how the code functions:

1. Hiding Update Notices from the Dashboard:

- The `remove_action` function is used to remove notifications that appear on the dashboard, such as `update_nag`.
 - 2. **Hiding Update Notices from the Updates Page:**
 - Notifications that appear on the updates page are removed using `remove_action` with `core_upgrade_preamble`.
 - 3. **Hiding Update Notices from the Themes Page:**
 - Filters and actions that check for theme updates on the themes page are disabled using `remove_action`.
 - 4. **Hiding Theme Updates from the Updates List:**
 - The `add_filter` function is used with `pre_site_transient_update_themes` to return `null`, effectively hiding theme updates from the updates list.
 - 5. **Hiding Update Notices from the Toolbar:**
 - The “Updates” node is removed from the WordPress toolbar using the `remove_node` function.
-

Code Safety and Reliability

The code is designed to be safe and reliable for use in WordPress environments. Here's why:

1. **No Direct Database Modifications:**
 - The code does not directly modify the WordPress database. Instead, it uses WordPress hooks and filters to achieve its functionality.
2. **Use of WordPress Core Functions:**
 - The code relies on built-in WordPress functions like `remove_action`, `add_filter`, and `remove_node`, ensuring compatibility with WordPress standards.
3. **No Security Risks:**
 - The code does not introduce any security vulnerabilities, as it only hides notifications and does not alter critical WordPress functionalities.
4. **Lightweight and Efficient:**
 - The code is lightweight and does not add significant overhead to

the WordPress admin, ensuring smooth performance.

Installation Instructions

To install and use this plugin, follow these steps:

1. Create the Plugin File:

- Create a new folder in the `wp-content/plugins` directory, for example, `hide-theme-update-notices`.
- Inside this folder, create a file named `hide-theme-update-notices.php`.

2. Add the Code:

- Copy the full code provided below into the `hide-theme-update-notices.php` file.

3. Activate the Plugin:

- Go to the WordPress admin dashboard.
 - Navigate to **Plugins** and activate the **Hide Theme Update Notices** plugin.
-

Developer and Development Process

The plugin was developed by **Deepseek** based on an idea by **Mbsmgroup**. The development process involved:

1. Understanding the Requirements:

- The goal was to hide all theme update-related notices in WordPress without affecting other functionalities.

2. Researching WordPress Hooks and Filters:

- The developer identified the relevant hooks and filters used by WordPress to display update notices.

3. Writing and Testing the Code:

- The code was written and tested in a local WordPress environment to ensure it worked as expected.

4. **Optimizing for Performance:**

- The code was optimized to be lightweight and efficient, ensuring it does not slow down the WordPress admin.
-

Contact Information

For any inquiries or support, you can contact **Mbsmgroup** via email at **mbsmgroup@gmail.com**.

Plugin Link

The plugin is currently under development, and its official page will be available soon. For now, you can use the placeholder link: **Plugin Link**.

Conclusion

The **Hide Theme Update Notices** plugin is a simple yet powerful tool for WordPress administrators who want to manage theme updates manually. It is safe, reliable, and easy to install. With potential improvements, it could become even more versatile and user-friendly.

If you have any questions or need further assistance, feel free to ask! ☐

```

<?php
/*
Plugin Name: Hide Theme Update Notices
Description: A plugin to hide all theme update-related notices in WordPress.
Version: 1.0
Author: Idee by Mbsmgroup, Programmed by Deepseek
*/

// Hide all theme update notices
function tuc_hide_all_theme_update_notices() {
    // Hide theme update notices from the dashboard
    remove_action('admin_notices', 'update_nag', 3);

    // Hide theme update notices from the updates page
    remove_action('core_upgrade_preamble', 'core_update_nag', 10);







    // Hide theme update notices from the themes page
    remove_action('load-themes.php', 'wp_update_themes');
    remove_action('load-update-core.php', 'wp_update_themes');
    remove_action('admin_init', 'maybe_update_themes');
    remove_action('wp_update_themes', 'wp_update_themes');

    // Hide theme updates from the updates list
    add_filter('pre_site_transient_update_themes', '__return_null');
}
add_action('admin_init', 'tuc_hide_all_theme_update_notices', 1);

// Hide theme update notices from the toolbar
function tuc_hide_theme_update_toolbar_notices($wp_admin_bar) {
    $wp_admin_bar->remove_node('updates');
}

```

Private Medias Copyright Mbsm.tn


 Mbsm.tn
  404
  6
  New
  Clear Cache For Me

- Post Slider
- Media Control
- Media
- Pages
- Comments 6
- Contact
- Appearance
- Plugins
- Users
- Tools
- Settings
- Tag Cloud
- Yoast SEO

This site is automatically kept up to date with each new version of WordPress.
[Switch to automatic updates for maintenance and security releases only.](#)

You have the latest version of WordPress.

Re-install version 6.7.1

Plugins

Your plugins are all up to date.

Themes

Your themes are all up to date.

Private Medias Copyright Mbsm.tn